

Election Summary Report  
OFFICIAL GENERAL ELECTION  
November 5, 2019

MONTGOMERY UNOFFICIAL CANVASS  
UNOFFICIAL FINAL  
MONTGOMERY COUNTY, OHIO

**Statistics**

TOTAL



Election Day Precincts Reporting	360 of 360
Precincts Complete	360 of 360
Precincts Partially Reported	0 of 360
Registered Voters - Total	356,568
Ballots Cast - Total	73,345
Voter Turnout - Total	20.57%

Election Summary Report  
 OFFICIAL GENERAL ELECTION  
 November 5, 2019

MONTGOMERY UNOFFICIAL CANVASS  
 UNOFFICIAL FINAL  
 MONTGOMERY COUNTY, OHIO




**Judge of Municipal Court (FTC 1/1/2020)**

Vote For 1

	TOTAL	VOTE %	
William Cox	11,977	100.00%	
<b>Total Votes Cast</b>	<b>11,977</b>	<b>100.00%</b>	
Precincts Reporting	74 of 74		



**Judge of Municipal Court (FTC 1/2/2020)**

Vote For 1

	TOTAL	VOTE %	
James D. Piergies	7,198	51.81%	
Tamela Womack	6,694	48.19%	
<b>Total Votes Cast</b>	<b>13,892</b>	<b>100.00%</b>	
Precincts Reporting	74 of 74		



**Judge of Kettering Municipal Court**

Vote For 1

	TOTAL	VOTE %	
Frederick W. Dressel	16,391	100.00%	
<b>Total Votes Cast</b>	<b>16,391</b>	<b>100.00%</b>	
Precincts Reporting	84 of 84		



**Judge of Oakwood Municipal Court**

Vote For 1

	TOTAL	VOTE %	
Margaret M. Quinn	690	100.00%	
<b>Total Votes Cast</b>	<b>690</b>	<b>100.00%</b>	
Precincts Reporting	7 of 7		




**Judge of Vandalia Municipal Court**

Vote For 1

	TOTAL	VOTE %	
Cindi Heck	9,649	100.00%	
<b>Total Votes Cast</b>	<b>9,649</b>	<b>100.00%</b>	
Precincts Reporting	55 of 55		





**Brookville Mayor**

Vote For 1

	TOTAL	VOTE %	
Chuck Letner	724	67.79%	
Don Shaffer	344	32.21%	
<b>Total Votes Cast</b>	<b>1,068</b>	<b>100.00%</b>	
Precincts Reporting	4 of 4		

**Member of Brookville Council**

Vote For 3



	TOTAL	VOTE %	
Stephen C. Crane	671	32.03%	
JD Fowler	682	32.55%	
Matthew K. Swabb	742	35.42%	
<b>Total Votes Cast</b>	<b>2,095</b>	<b>100.00%</b>	
Precincts Reporting	4 of 4		

Election Summary Report  
 OFFICIAL GENERAL ELECTION  
 November 5, 2019

MONTGOMERY UNOFFICIAL CANVASS  
 UNOFFICIAL FINAL  
 MONTGOMERY COUNTY, OHIO





**Centerville Mayor**

Vote For 1

	TOTAL	VOTE %	
Brooks A. Compton	5,121	100.00%	
<b>Total Votes Cast</b>	<b>5,121</b>	<b>100.00%</b>	
Precincts Reporting	16 of 16		

**Member of Centerville Council**

Vote For 3

	TOTAL	VOTE %	
Mark A. Engert	4,201	36.35%	
Belinda Kenley	4,287	37.09%	
Louis T. Lunsford	3,070	26.56%	
<b>Total Votes Cast</b>	<b>11,558</b>	<b>100.00%</b>	
Precincts Reporting	16 of 16		

**Member of Clayton Council (1st Ward)**

Vote For 1

	TOTAL	VOTE %	
Dennis Lieberman	476	100.00%	
<b>Total Votes Cast</b>	<b>476</b>	<b>100.00%</b>	
Precincts Reporting	4 of 4		


**Member of Clayton Council (2nd Ward)**

Vote For 1

	TOTAL	VOTE %	
Kenneth C. Henning	584	100.00%	
<b>Total Votes Cast</b>	<b>584</b>	<b>100.00%</b>	
Precincts Reporting	3 of 3		






**Member of Clayton Council (3rd Ward)**

Vote For 1

	TOTAL	VOTE %	
James T. Gorman	534	100.00%	
<b>Total Votes Cast</b>	<b>534</b>	<b>100.00%</b>	
Precincts Reporting	3 of 3		

**Member of Dayton Commission**

Vote For 2

	TOTAL	VOTE %	
David Esrati	2,981	13.29%	
Matt Joseph	6,878	30.67%	
Christopher L. Shaw	6,746	30.08%	
Shenise Turner-Sloss	5,819	25.95%	
<b>Total Votes Cast</b>	<b>22,424</b>	<b>100.00%</b>	
Precincts Reporting	95 of 95		

Election Summary Report  
 OFFICIAL GENERAL ELECTION  
 November 5, 2019

MONTGOMERY UNOFFICIAL CANVASS  
 UNOFFICIAL FINAL  
 MONTGOMERY COUNTY, OHIO

**Englewood Mayor**

Vote For 1

	TOTAL	VOTE %	
Thomas Franz	1,687	70.29%	
Mike Klingler	713	29.71%	
<b>Total Votes Cast</b>	<b>2,400</b>	<b>100.00%</b>	
Precincts Reporting	10 of 10		

**Member of Englewood Council**

Vote For 4

	TOTAL	VOTE %	
Brad Daugherty	1,712	22.02%	
Adrienne Draper	1,579	20.31%	
Thomas Hall	1,133	14.57%	
Steven P. Henne	1,690	21.73%	
Catherine M. McGrail	1,662	21.37%	
<b>Total Votes Cast</b>	<b>7,776</b>	<b>100.00%</b>	
Precincts Reporting	10 of 10		

**Member of Germantown Council**

Vote For 3

	TOTAL	VOTE %	
Terry Johnson	773	52.05%	
Rick Reed	712	47.95%	
<b>Total Votes Cast</b>	<b>1,485</b>	<b>100.00%</b>	
Precincts Reporting	3 of 3		

**Member of Huber Heights Council at Large**

Vote For 1

	TOTAL	VOTE %	
Glenn T. Otto	1,858	54.30%	
Danna Lynn Plewe	1,564	45.70%	
<b>Total Votes Cast</b>	<b>3,422</b>	<b>100.00%</b>	
Precincts Reporting	22 of 22		

**Member of Huber Heights Council (1st Ward)**

Vote For 1

	TOTAL	VOTE %	
Richard E. Shaw Jr.	523	100.00%	
<b>Total Votes Cast</b>	<b>523</b>	<b>100.00%</b>	
Precincts Reporting	4 of 4		

**Member of Huber Heights Council (2nd Ward)**

Vote For 1

	TOTAL	VOTE %	
Don Webb	473	100.00%	
<b>Total Votes Cast</b>	<b>473</b>	<b>100.00%</b>	
Precincts Reporting	4 of 4		

Election Summary Report  
 OFFICIAL GENERAL ELECTION  
 November 5, 2019

MONTGOMERY UNOFFICIAL CANVASS  
 UNOFFICIAL FINAL  
 MONTGOMERY COUNTY, OHIO

**Member of Huber Heights Council (6th Ward)**

Vote For 1

	TOTAL	VOTE %	
Ed Lyons	532	100.00%	<div style="width: 100%; height: 10px; background-color: #f0e68c;"></div>
<b>Total Votes Cast</b>	<b>532</b>	<b>100.00%</b>	<div style="width: 100%; height: 10px; background-color: #f0e68c;"></div>
Precincts Reporting	3 of 3		

**Member of Kettering Council (1st Ward)**

Vote For 1

	TOTAL	VOTE %	
Rob Scott	675	100.00%	<div style="width: 100%; height: 10px; background-color: #f0e68c;"></div>
<b>Total Votes Cast</b>	<b>675</b>	<b>100.00%</b>	<div style="width: 100%; height: 10px; background-color: #f0e68c;"></div>
Precincts Reporting	9 of 9		

**Member of Kettering Council (2nd Ward)**

Vote For 1

	TOTAL	VOTE %	
Joseph Wanamaker	919	100.00%	<div style="width: 100%; height: 10px; background-color: #f0e68c;"></div>
<b>Total Votes Cast</b>	<b>919</b>	<b>100.00%</b>	<div style="width: 100%; height: 10px; background-color: #f0e68c;"></div>
Precincts Reporting	9 of 9		

**Member of Kettering Council (3rd Ward)**

Vote For 1

	TOTAL	VOTE %	
Tony Klepacz	1,018	100.00%	<div style="width: 100%; height: 10px; background-color: #f0e68c;"></div>
<b>Total Votes Cast</b>	<b>1,018</b>	<b>100.00%</b>	<div style="width: 100%; height: 10px; background-color: #f0e68c;"></div>
Precincts Reporting	11 of 11		

**Member of Kettering Council (4th Ward)**

Vote For 1

	TOTAL	VOTE %	
Patricia Cavanaugh	843	45.32%	<div style="width: 45.32%; height: 10px; background-color: #f0e68c;"></div>
Bruce E. Duke	1,017	54.68%	<div style="width: 54.68%; height: 10px; background-color: #f0e68c;"></div>
<b>Total Votes Cast</b>	<b>1,860</b>	<b>100.00%</b>	<div style="width: 100%; height: 10px; background-color: #f0e68c;"></div>
Precincts Reporting	11 of 11		

**Miamisburg Mayor**

Vote For 1

	TOTAL	VOTE %	
REP Michelle L. Collins	2,855	100.00%	<div style="width: 100%; height: 10px; background-color: #f0e68c;"></div>
<b>Total Votes Cast</b>	<b>2,855</b>	<b>100.00%</b>	<div style="width: 100%; height: 10px; background-color: #f0e68c;"></div>
Precincts Reporting	13 of 13		

**Member of Miamisburg Council at Large**

Vote For 3

	TOTAL	VOTE %	
REP Ryan Colvin	2,366	29.06%	<div style="width: 29.06%; height: 10px; background-color: #f0e68c;"></div>
REP Jeff Nestor	2,057	25.27%	<div style="width: 25.27%; height: 10px; background-color: #f0e68c;"></div>
REP Alyse Rettich	1,587	19.49%	<div style="width: 19.49%; height: 10px; background-color: #f0e68c;"></div>
REP Greg Thompson	2,131	26.18%	<div style="width: 26.18%; height: 10px; background-color: #f0e68c;"></div>
<b>Total Votes Cast</b>	<b>8,141</b>	<b>100.00%</b>	<div style="width: 100%; height: 10px; background-color: #f0e68c;"></div>
Precincts Reporting	13 of 13		

Election Summary Report  
 OFFICIAL GENERAL ELECTION  
 November 5, 2019

MONTGOMERY UNOFFICIAL CANVASS  
 UNOFFICIAL FINAL  
 MONTGOMERY COUNTY, OHIO



**Member of Moraine Council (1st Ward)**

Vote For 1

	TOTAL	VOTE %	
Randy Daugherty	71	100.00%	
<b>Total Votes Cast</b>	<b>71</b>	<b>100.00%</b>	
Precincts Reporting	1 of 1		

**Member of Moraine Council (2nd Ward)**

Vote For 1

	TOTAL	VOTE %	
Teri Murphy	208	100.00%	
<b>Total Votes Cast</b>	<b>208</b>	<b>100.00%</b>	
Precincts Reporting	1 of 1		

**Member of Moraine Council (3rd Ward)**

Vote For 1

	TOTAL	VOTE %	
Shirley A. Whitt	105	100.00%	
<b>Total Votes Cast</b>	<b>105</b>	<b>100.00%</b>	
Precincts Reporting	1 of 1		





**Member of Moraine Council (4th Ward)**

Vote For 1

	TOTAL	VOTE %	
Jeanette Marcus	144	100.00%	
<b>Total Votes Cast</b>	<b>144</b>	<b>100.00%</b>	
Precincts Reporting	1 of 1		






**Member of Oakwood Council**

Vote For 3

	TOTAL	VOTE %	
Steven C. Byington	578	32.11%	
William D. Duncan	608	33.78%	
Christopher B. Epley	614	34.11%	
<b>Total Votes Cast</b>	<b>1,800</b>	<b>100.00%</b>	
Precincts Reporting	7 of 7		

**Riverside Mayor**

Vote For 1




	TOTAL	VOTE %	
Mike Denning	616	19.32%	
Sara S. Lommatzsch	443	13.90%	
Shirley G. Reynolds	455	14.27%	
Pete Williams	1,674	52.51%	
<b>Total Votes Cast</b>	<b>3,188</b>	<b>100.00%</b>	
Precincts Reporting	14 of 14		

Election Summary Report  
 OFFICIAL GENERAL ELECTION  
 November 5, 2019

MONTGOMERY UNOFFICIAL CANVASS  
 UNOFFICIAL FINAL  
 MONTGOMERY COUNTY, OHIO



**Member of Riverside Council**

Vote For 2

	TOTAL	VOTE %	
April Franklin	1,974	49.46%	
Dan Teaford	2,017	50.54%	
<b>Total Votes Cast</b>	<b>3,991</b>	<b>100.00%</b>	
Precincts Reporting	14 of 14		




**Springboro Mayor**

Vote For 1

	TOTAL	VOTE %	
John H. Agenbroad	30	100.00%	
<b>Total Votes Cast</b>	<b>30</b>	<b>100.00%</b>	
Precincts Reporting	1 of 1		




**Member of Springboro Council at Large**

Vote For 2

	TOTAL	VOTE %	
Stephen R. Harding	21	45.65%	
Becky Iverson	25	54.35%	
<b>Total Votes Cast</b>	<b>46</b>	<b>100.00%</b>	
Precincts Reporting	1 of 1		





**Trotwood Mayor**

Vote For 1

	TOTAL	VOTE %	
Mary Ann McDonald	1,845	49.97%	
Yvette F. Page	1,847	50.03%	
<b>Total Votes Cast</b>	<b>3,692</b>	<b>100.00%</b>	
Precincts Reporting	17 of 17		

**Member of Trotwood Council at Large**

Vote For 2

	TOTAL	VOTE %	
Rhonda C. Finley	2,477	40.89%	
Robert L. Kelley Jr.	2,249	37.13%	
David E. Young	1,331	21.97%	
<b>Total Votes Cast</b>	<b>6,057</b>	<b>100.00%</b>	
Precincts Reporting	17 of 17		

**Union Mayor**

Vote For 1





	TOTAL	VOTE %	
Michael O'Callaghan	957	100.00%	
<b>Total Votes Cast</b>	<b>957</b>	<b>100.00%</b>	
Precincts Reporting	4 of 4		

Election Summary Report  
 OFFICIAL GENERAL ELECTION  
 November 5, 2019

MONTGOMERY UNOFFICIAL CANVASS  
 UNOFFICIAL FINAL  
 MONTGOMERY COUNTY, OHIO



**Member of Union Council**

Vote For 3

	TOTAL	VOTE %	
John Bruns	757	34.10%	
Norma Jean Kyle	733	33.02%	
Lynne Thomas-Roth	730	32.88%	
<b>Total Votes Cast</b>	<b>2,220</b>	<b>100.00%</b>	
Precincts Reporting	4 of 4		







**Vandalia Mayor**

Vote For 1

	TOTAL	VOTE %	
Richard Herbst	1,741	100.00%	
<b>Total Votes Cast</b>	<b>1,741</b>	<b>100.00%</b>	
Precincts Reporting	10 of 10		

**Member of Vandalia Council**

Vote For 3

	TOTAL	VOTE %	
Bob Ahlers	942	17.61%	
Amber Aivalotis Weaver	917	17.15%	
Corey M. Follick	1,424	26.63%	
Brent Forrest Jackson	934	17.46%	
Constance R. Woods	1,131	21.15%	
<b>Total Votes Cast</b>	<b>5,348</b>	<b>100.00%</b>	
Precincts Reporting	10 of 10		

**West Carrollton Mayor**

Vote For 1

	TOTAL	VOTE %	
Jeff Sanner	1,723	100.00%	
<b>Total Votes Cast</b>	<b>1,723</b>	<b>100.00%</b>	
Precincts Reporting	7 of 7		




**Member of West Carrollton Council**

Vote For 2

	TOTAL	VOTE %	
Angela Fryman	1,320	51.44%	
Jill Tomlin	1,246	48.56%	
<b>Total Votes Cast</b>	<b>2,566</b>	<b>100.00%</b>	
Precincts Reporting	7 of 7		

**Carlisle Mayor**

Vote For 1

	TOTAL	VOTE %	
Tim Humphries	5	16.67%	
Randy Winkler	25	83.33%	
<b>Total Votes Cast</b>	<b>30</b>	<b>100.00%</b>	
Precincts Reporting	1 of 1		








Election Summary Report  
 OFFICIAL GENERAL ELECTION  
 November 5, 2019

MONTGOMERY UNOFFICIAL CANVASS  
 UNOFFICIAL FINAL  
 MONTGOMERY COUNTY, OHIO






**Member of Carlisle Council**

Vote For 2

	TOTAL	VOTE %	
Debbie Kemper	12	22.22%	
Nicholas Lamb	9	16.67%	
Chris Stivers	13	24.07%	
Barbara A. Tankersley	20	37.04%	
<b>Total Votes Cast</b>	<b>54</b>	<b>100.00%</b>	
Precincts Reporting	1 of 1		

**Farmersville Mayor**

Vote For 1

	TOTAL	VOTE %	
Write-In Totals	91	100.00%	
Write-In: Nicolas M. Lamb	72	79.12%	
Write-In: Non-Certified	19	20.88%	
Not Assigned	0	0.00%	
<b>Total Votes Cast</b>	<b>91</b>	<b>100.00%</b>	
Precincts Reporting	1 of 1		

**Member of Farmersville Council**

Vote For 2

	TOTAL	VOTE %	
No candidate filed a valid declaration of candidacy	0		
<b>Total Votes Cast</b>	<b>0</b>		
Precincts Reporting	1 of 1		





**New Lebanon Mayor**

Vote For 1

	TOTAL	VOTE %	
Raymond Arriola	430	100.00%	
<b>Total Votes Cast</b>	<b>430</b>	<b>100.00%</b>	
Precincts Reporting	3 of 3		

**Member of New Lebanon Council**

Vote For 3

	TOTAL	VOTE %	
Gale Joy	321	34.74%	
Carol G. Macmann	300	32.47%	
Christopher K. Sands	303	32.79%	
<b>Total Votes Cast</b>	<b>924</b>	<b>100.00%</b>	
Precincts Reporting	3 of 3		

Election Summary Report  
 OFFICIAL GENERAL ELECTION  
 November 5, 2019

MONTGOMERY UNOFFICIAL CANVASS  
 UNOFFICIAL FINAL  
 MONTGOMERY COUNTY, OHIO

**Member of New Lebanon Council (UTE 12/31/2021)**

Vote For 2

	TOTAL	VOTE %	
Tammy Loch	160	18.22%	
Hillary McClusky	139	15.83%	
Susan L. Nickerson	253	28.82%	
Lyndon Perkins	210	23.92%	
Brianna Rowlett	116	13.21%	
<b>Total Votes Cast</b>	<b>878</b>	<b>100.00%</b>	
Precincts Reporting	3 of 3		

**Phillipsburg Mayor**

Vote For 1

	TOTAL	VOTE %	
No candidate filed a valid declaration of candidacy	0		
<b>Total Votes Cast</b>	<b>0</b>		
Precincts Reporting	1 of 1		

**Member of Phillipsburg Council**

Vote For 2

	TOTAL	VOTE %	
No candidate filed a valid declaration of candidacy	0		
<b>Total Votes Cast</b>	<b>0</b>		
Precincts Reporting	1 of 1		

**Member of Phillipsburg Board of Public Affairs**

Vote For 2

	TOTAL	VOTE %	
Mary Combs	65	100.00%	
No candidate filed for second position	0	0.00%	
<b>Total Votes Cast</b>	<b>65</b>	<b>100.00%</b>	
Precincts Reporting	1 of 1		

**Verona Mayor**

Vote For 1

	TOTAL	VOTE %	
Thomas DeSonie	2	16.67%	
Nikki Plank	10	83.33%	
<b>Total Votes Cast</b>	<b>12</b>	<b>100.00%</b>	
Precincts Reporting	1 of 1		

**Member of Verona Council**

Vote For 2

	TOTAL	VOTE %	
No candidate filed a valid declaration of candidacy	0		
<b>Total Votes Cast</b>	<b>0</b>		
Precincts Reporting	1 of 1		

Election Summary Report  
 OFFICIAL GENERAL ELECTION  
 November 5, 2019

MONTGOMERY UNOFFICIAL CANVASS  
 UNOFFICIAL FINAL  
 MONTGOMERY COUNTY, OHIO




**Member of Verona Board of Public Affairs**

Vote For 2

	TOTAL	VOTE %
No candidate filed a valid declaration of candidacy	0	
<b>Total Votes Cast</b>	<b>0</b>	
Precincts Reporting	1 of 1	


**Bultler Township Trustee**

Vote For 1

	TOTAL	VOTE %
Joe Flanagan	326	21.55% 
Missy Pruszyński	1,187	78.45% 
<b>Total Votes Cast</b>	<b>1,513</b>	<b>100.00%</b> 
Precincts Reporting	8 of 8	



**Butler Township Fiscal Officer**

Vote For 1

	TOTAL	VOTE %
Gregory A. Brush	1,298	100.00% 
<b>Total Votes Cast</b>	<b>1,298</b>	<b>100.00%</b> 
Precincts Reporting	8 of 8	




**Clay Township Trustee**

Vote For 1

	TOTAL	VOTE %
Steven A. Woolf	1,359	100.00% 
<b>Total Votes Cast</b>	<b>1,359</b>	<b>100.00%</b> 
Precincts Reporting	8 of 8	

**Clay Township Trustee (UTE 12/31/2021)**

Vote For 1

	TOTAL	VOTE %
Michael E. Henne	680	40.07% 
Dale Winner	1,017	59.93% 
<b>Total Votes Cast</b>	<b>1,697</b>	<b>100.00%</b> 
Precincts Reporting	8 of 8	

**Clay Township Fiscal Officer**

Vote For 1

	TOTAL	VOTE %
Bradley E. Limbert	1,345	100.00% 
<b>Total Votes Cast</b>	<b>1,345</b>	<b>100.00%</b> 
Precincts Reporting	8 of 8	

**Clearcreek Township Trustee**

Vote For 1

	TOTAL	VOTE %
Jason E. Gabbard	27	100.00% 
<b>Total Votes Cast</b>	<b>27</b>	<b>100.00%</b> 
Precincts Reporting	1 of 1	

Election Summary Report  
 OFFICIAL GENERAL ELECTION  
 November 5, 2019

MONTGOMERY UNOFFICIAL CANVASS  
 UNOFFICIAL FINAL  
 MONTGOMERY COUNTY, OHIO




**Clearcreek Township Fiscal Officer**

Vote For 1

	TOTAL	VOTE %	
Russell Carolus	24	100.00%	
<b>Total Votes Cast</b>	<b>24</b>	<b>100.00%</b>	
Precincts Reporting	1 of 1		





**German Township Trustee**

Vote For 1

	TOTAL	VOTE %	
Matt Burns	1,141	63.81%	
Mark D. Cross	647	36.19%	
<b>Total Votes Cast</b>	<b>1,788</b>	<b>100.00%</b>	
Precincts Reporting	5 of 5		




**German Township Fiscal Officer**

Vote For 1

	TOTAL	VOTE %	
Mark A. Heistand	1,015	56.86%	
Mark A. Keener	205	11.48%	
Kathy Rettich	565	31.65%	
<b>Total Votes Cast</b>	<b>1,785</b>	<b>100.00%</b>	
Precincts Reporting	5 of 5		


**Harrison Township Trustee**

Vote For 1

	TOTAL	VOTE %	
Craig Anderson	858	41.05%	
Ron Casey	1,232	58.95%	
<b>Total Votes Cast</b>	<b>2,090</b>	<b>100.00%</b>	
Precincts Reporting	17 of 17		




**Harrison Township Fiscal Officer**

Vote For 1

	TOTAL	VOTE %	
Deborah L. Merrick	1,794	100.00%	
<b>Total Votes Cast</b>	<b>1,794</b>	<b>100.00%</b>	
Precincts Reporting	17 of 17		

**Jackson Township Trustee**

Vote For 1

	TOTAL	VOTE %	
Greg Gillman	567	45.80%	
Michael Moyer	671	54.20%	
<b>Total Votes Cast</b>	<b>1,238</b>	<b>100.00%</b>	
Precincts Reporting	5 of 5		

**Jackson Township Fiscal Officer**

Vote For 1




	TOTAL	VOTE %	
Elizabeth Kozarec	973	100.00%	
<b>Total Votes Cast</b>	<b>973</b>	<b>100.00%</b>	
Precincts Reporting	5 of 5		

Election Summary Report  
 OFFICIAL GENERAL ELECTION  
 November 5, 2019

MONTGOMERY UNOFFICIAL CANVASS  
 UNOFFICIAL FINAL  
 MONTGOMERY COUNTY, OHIO




**Jefferson Township Trustee**

Vote For 1

	TOTAL	VOTE %	
Luke Dickerson	357	38.76%	
James McGuire	564	61.24%	
<b>Total Votes Cast</b>	<b>921</b>	<b>100.00%</b>	
Precincts Reporting	6 of 6		



**Jefferson Township Fiscal Officer**

Vote For 1

	TOTAL	VOTE %	
Tracey Edwards	629	68.59%	
Maggie Whitaker	288	31.41%	
<b>Total Votes Cast</b>	<b>917</b>	<b>100.00%</b>	
Precincts Reporting	6 of 6		




**Miami Township Trustee**

Vote For 1

	TOTAL	VOTE %	
Donald R. Culp	5,481	100.00%	
<b>Total Votes Cast</b>	<b>5,481</b>	<b>100.00%</b>	
Precincts Reporting	33 of 33		





**Miami Township Fiscal Officer**

Vote For 1

	TOTAL	VOTE %	
Bob Matthews	2,557	43.72%	
Aaron F. Newell	3,291	56.28%	
<b>Total Votes Cast</b>	<b>5,848</b>	<b>100.00%</b>	
Precincts Reporting	33 of 33		




**Perry Township Trustee**

Vote For 1

	TOTAL	VOTE %	
Chad C. Dawson Sr.	214	18.26%	
Jason Hartshorn	479	40.87%	
Dale E. Seim	479	40.87%	
<b>Total Votes Cast</b>	<b>1,172</b>	<b>100.00%</b>	
Precincts Reporting	5 of 5		

**Perry Township Trustee (UTE 12/31/2021)**

Vote For 1




	TOTAL	VOTE %	
Ronald K. Price	549	48.67%	
Mindi Wynne	579	51.33%	
<b>Total Votes Cast</b>	<b>1,128</b>	<b>100.00%</b>	
Precincts Reporting	5 of 5		

Election Summary Report  
 OFFICIAL GENERAL ELECTION  
 November 5, 2019

MONTGOMERY UNOFFICIAL CANVASS  
 UNOFFICIAL FINAL  
 MONTGOMERY COUNTY, OHIO




**Perry Township Fiscal Officer**

Vote For 1

	TOTAL	VOTE %	
Rhonda Behnken	720	60.20%	
Charity F. Grill	476	39.80%	
<b>Total Votes Cast</b>	<b>1,196</b>	<b>100.00%</b>	
Precincts Reporting	5 of 5		



**Washington Township Trustee**

Vote For 1

	TOTAL	VOTE %	
Dale M. Berry	6,641	50.91%	
Matt Lynch	6,404	49.09%	
<b>Total Votes Cast</b>	<b>13,045</b>	<b>100.00%</b>	
Precincts Reporting	40 of 40		





**Washington Township Fiscal Officer**

Vote For 1

	TOTAL	VOTE %	
Gary P. Smiga	11,734	100.00%	
<b>Total Votes Cast</b>	<b>11,734</b>	<b>100.00%</b>	
Precincts Reporting	40 of 40		





**Member of Governing Board of Education Service Center (Montgomery County)**

Vote For 2

	TOTAL	VOTE %	
Daryl Michael	4,357	32.72%	
Greg S. Shell	5,102	38.32%	
Eric Walker	3,855	28.95%	
<b>Total Votes Cast</b>	<b>13,314</b>	<b>100.00%</b>	
Precincts Reporting	59 of 59		




**Member of Governing Board of Education Service Center (Preble County)**

Vote For 2

	TOTAL	VOTE %	
Ashley Garnett	37	33.64%	
Kevin A. Johnston	36	32.73%	
Rhonda Schaar	37	33.64%	
<b>Total Votes Cast</b>	<b>110</b>	<b>100.00%</b>	
Precincts Reporting	3 of 3		

**Member of Governing Board of Education Service Center (UTE 12/31/2021) (Preble County)**

Vote For 2

	TOTAL	VOTE %	
Shelly Lykins	58	100.00%	
No candidate filed for second position	0	0.00%	
<b>Total Votes Cast</b>	<b>58</b>	<b>100.00%</b>	
Precincts Reporting	3 of 3		

Election Summary Report  
 OFFICIAL GENERAL ELECTION  
 November 5, 2019

MONTGOMERY UNOFFICIAL CANVASS  
 UNOFFICIAL FINAL  
 MONTGOMERY COUNTY, OHIO

**Member of Governing Board of Education Service Center (Warren County)**

Vote For 2

	TOTAL	VOTE %	
Jimmy Allen	73	56.59%	
Sally J. Williams	56	43.41%	
<b>Total Votes Cast</b>	<b>129</b>	<b>100.00%</b>	
Precincts Reporting	2 of 2		

**Member of Beavercreek Board of Education**

Vote For 2

	TOTAL	VOTE %	
Peg Arnold	136	34.52%	
Chris Stein	135	34.26%	
Gene Taylor	123	31.22%	
<b>Total Votes Cast</b>	<b>394</b>	<b>100.00%</b>	
Precincts Reporting	2 of 2		

**Member of Centerville Board of Education**

Vote For 2

	TOTAL	VOTE %	
Allison Durnbaugh	8,281	35.44%	
Clara M. Osterhage	7,156	30.62%	
Jeff Shroyer	7,931	33.94%	
<b>Total Votes Cast</b>	<b>23,368</b>	<b>100.00%</b>	
Precincts Reporting	41 of 41		

**Member of Dayton Board of Education**

Vote For 3

	TOTAL	VOTE %	
Joe Lacey	6,383	21.02%	
Gabriela Pickett	8,509	28.02%	
Dion Sampson Sr.	6,372	20.98%	
Will Smith	9,104	29.98%	
<b>Total Votes Cast</b>	<b>30,368</b>	<b>100.00%</b>	
Precincts Reporting	108 of 108		

**Member of Fairborn Board of Education**

Vote For 3






	TOTAL	VOTE %	
Jerry Browning	251	34.57%	
Barbara Livie Fuente	247	34.02%	
Pat McCoart	228	31.40%	
<b>Total Votes Cast</b>	<b>726</b>	<b>100.00%</b>	
Precincts Reporting	3 of 3		

Election Summary Report  
 OFFICIAL GENERAL ELECTION  
 November 5, 2019

MONTGOMERY UNOFFICIAL CANVASS  
 UNOFFICIAL FINAL  
 MONTGOMERY COUNTY, OHIO




**Member of Huber Heights Board of Education**

Vote For 2

	TOTAL	VOTE %	
Tony D. Cochren	1,163	17.86%	
G. Michael Miller	1,109	17.03%	
Robert Mullins	1,842	28.29%	
Shannon Weldon	2,397	36.81%	
<b>Total Votes Cast</b>	<b>6,511</b>	<b>100.00%</b>	
Precincts Reporting	28 of 28		



**Member of Kettering Board of Education**

Vote For 2

	TOTAL	VOTE %	
Jennifer Slanker Kane	3,496	48.63%	
Lori E. Parks	3,693	51.37%	
<b>Total Votes Cast</b>	<b>7,189</b>	<b>100.00%</b>	
Precincts Reporting	42 of 42		





**Member of Kettering Board of Education (UTE 12/31/2021)**

Vote For 1

	TOTAL	VOTE %	
Toby K. Henderson	4,095	100.00%	
<b>Total Votes Cast</b>	<b>4,095</b>	<b>100.00%</b>	
Precincts Reporting	42 of 42		




**Member of Miamisburg Board of Education**

Vote For 2

	TOTAL	VOTE %	
Tracy Atchison	2,496	27.01%	
Tim Lewis	3,193	34.55%	
Dale E. Toadvine	3,553	38.44%	
<b>Total Votes Cast</b>	<b>9,242</b>	<b>100.00%</b>	
Precincts Reporting	30 of 30		




**Member of Northmont Board of Education**

Vote For 2

	TOTAL	VOTE %	
Karl G. Espeleta	4,047	47.22%	
Thomas L. Walker	4,523	52.78%	
<b>Total Votes Cast</b>	<b>8,570</b>	<b>100.00%</b>	
Precincts Reporting	29 of 29		

**Member of Oakwood Board of Education**

Vote For 2

	TOTAL	VOTE %	
Todd T. Duwel	602	48.94%	
Meredith Quigley	628	51.06%	
<b>Total Votes Cast</b>	<b>1,230</b>	<b>100.00%</b>	
Precincts Reporting	7 of 7		



Election Summary Report  
 OFFICIAL GENERAL ELECTION  
 November 5, 2019

MONTGOMERY UNOFFICIAL CANVASS  
 UNOFFICIAL FINAL  
 MONTGOMERY COUNTY, OHIO

**Member of Springboro Board of Education**

Vote For 2

	TOTAL	VOTE %	
Lisa Babb	23	46.94%	
Jamie Belanger	26	53.06%	
<b>Total Votes Cast</b>	<b>49</b>	<b>100.00%</b>	
Precincts Reporting	1 of 1		

**Member of Trotwood-Madison Board of Education**

Vote For 2

	TOTAL	VOTE %	
Michael R. Andrews	1,721	32.69%	
Khalilah N. Forte	1,536	29.18%	
Vanessa Jeter-Freeman	2,007	38.13%	
<b>Total Votes Cast</b>	<b>5,264</b>	<b>100.00%</b>	
Precincts Reporting	20 of 20		

**Member of Vandalia-Butler Board of Education**

Vote For 2

	TOTAL	VOTE %	
Paula Jo Gibbs-Licher	1,246	23.32%	
Mary Kilsheimer	1,934	36.20%	
Dawson Vandervort	790	14.79%	
Rodney Washburn	1,372	25.68%	
<b>Total Votes Cast</b>	<b>5,342</b>	<b>100.00%</b>	
Precincts Reporting	20 of 20		

**Member of West Carrollton Board of Education**

Vote For 2

	TOTAL	VOTE %	
Donald W. Henry	3,102	100.00%	
No candidate filed for second position	0	0.00%	
<b>Total Votes Cast</b>	<b>3,102</b>	<b>100.00%</b>	
Precincts Reporting	19 of 19		

**Member of Brookville Board of Education**

Vote For 3

	TOTAL	VOTE %	
Timothy J. Denlinger	1,329	35.80%	
Lauren N. Hester	1,082	29.15%	
Susan H. Steck	1,301	35.05%	
<b>Total Votes Cast</b>	<b>3,712</b>	<b>100.00%</b>	
Precincts Reporting	10 of 10		

Election Summary Report  
 OFFICIAL GENERAL ELECTION  
 November 5, 2019

MONTGOMERY UNOFFICIAL CANVASS  
 UNOFFICIAL FINAL  
 MONTGOMERY COUNTY, OHIO

**Member of Carlisle Board of Education**

Vote For 2

	TOTAL	VOTE %	
Bryan Dunkman	31	16.40%	
Missie Miller	72	38.10%	
Kelly Milligan	57	30.16%	
Dale E. Moore	29	15.34%	
<b>Total Votes Cast</b>	<b>189</b>	<b>100.00%</b>	
Precincts Reporting	2 of 2		

**Member of Jefferson Twp Board of Education**

Vote For 2

	TOTAL	VOTE %	
Vilma Helms	552	45.51%	
C. V. Mitchell	661	54.49%	
<b>Total Votes Cast</b>	<b>1,213</b>	<b>100.00%</b>	
Precincts Reporting	8 of 8		

**Member of Jefferson Twp Board of Education (UTE 12/31/2021)**

Vote For 1

	TOTAL	VOTE %	
Write-In Totals	140	100.00%	
Write-In: Septemberyn Daniel	97	69.29%	
Write-In: Non-Certified	43	30.71%	
Not Assigned	0	0.00%	
<b>Total Votes Cast</b>	<b>140</b>	<b>100.00%</b>	
Precincts Reporting	8 of 8		

**Member of Mad River Board of Education**

Vote For 2

	TOTAL	VOTE %	
Julie Denning	1,540	39.62%	
Youssef A. Elzein	846	21.76%	
Scott E. Huddle	1,501	38.62%	
<b>Total Votes Cast</b>	<b>3,887</b>	<b>100.00%</b>	
Precincts Reporting	18 of 18		

**Member of New Lebanon Board of Education**

Vote For 2

	TOTAL	VOTE %	
Tonya Lankheit	671	45.37%	
Ronald E. Moore	808	54.63%	
<b>Total Votes Cast</b>	<b>1,479</b>	<b>100.00%</b>	
Precincts Reporting	9 of 9		

Election Summary Report  
 OFFICIAL GENERAL ELECTION  
 November 5, 2019

MONTGOMERY UNOFFICIAL CANVASS  
 UNOFFICIAL FINAL  
 MONTGOMERY COUNTY, OHIO

**Member of Northridge Board of Education**

Vote For 3

	TOTAL	VOTE %	
James M. Dillon	360	16.39%	
Tina Fiore	349	15.89%	
Jacinda Fugate	566	25.76%	
Angela Glassburn	354	16.11%	
Glenn D. Jones	294	13.38%	
Margie Lairson	274	12.47%	
<b>Total Votes Cast</b>	<b>2,197</b>	<b>100.00%</b>	
Precincts Reporting	9 of 9		

**Member of Preble Shawnee Board of Education**

Vote For 2

	TOTAL	VOTE %	
Gary A. Rader	13	65.00%	
Jeff D. Wood	7	35.00%	
<b>Total Votes Cast</b>	<b>20</b>	<b>100.00%</b>	
Precincts Reporting	2 of 2		

**Member of Preble Shawnee Board of Education (UTE 12/31/2021)**

Vote For 1

	TOTAL	VOTE %	
Nicholas C. Duskey	13	100.00%	
<b>Total Votes Cast</b>	<b>13</b>	<b>100.00%</b>	
Precincts Reporting	2 of 2		

**Member of Tri-County North Board of Education**

Vote For 3

	TOTAL	VOTE %	
Rodney C. Schaar	39	32.77%	
Larry Seibel	41	34.45%	
Vickie L. Woodyard	39	32.77%	
<b>Total Votes Cast</b>	<b>119</b>	<b>100.00%</b>	
Precincts Reporting	1 of 1		

**Member of Valley View Board of Education**

Vote For 2

	TOTAL	VOTE %	
Ben DeGroat	794	16.14%	
Tom Geglein	738	15.00%	
Tim Hewitt	519	10.55%	
Spencer K. Izor	1,230	25.00%	
Mike Jones	594	12.07%	
Mike Kilroy	674	13.70%	
Katrina L. Williams	371	7.54%	
<b>Total Votes Cast</b>	<b>4,920</b>	<b>100.00%</b>	
Precincts Reporting	10 of 10		

Election Summary Report  
 OFFICIAL GENERAL ELECTION  
 November 5, 2019

MONTGOMERY UNOFFICIAL CANVASS  
 UNOFFICIAL FINAL  
 MONTGOMERY COUNTY, OHIO

**1. Clay Township Police District - Renewal 3.25 mills 5 years**

Vote For 1

	TOTAL	VOTE %	
FOR THE TAX LEVY	583	72.33%	
AGAINST THE TAX LEVY	223	27.67%	
<b>Total Votes Cast</b>	<b>806</b>	<b>100.00%</b>	
Precincts Reporting	4 of 4		

**2. German Township Road District - Replacement 1 mill 5 years**

Vote For 1

	TOTAL	VOTE %	
FOR THE TAX LEVY	1,139	58.92%	
AGAINST THE TAX LEVY	794	41.08%	
<b>Total Votes Cast</b>	<b>1,933</b>	<b>100.00%</b>	
Precincts Reporting	5 of 5		

**3. Jackson-N Fire District - Renewal 2.5 mills**

Vote For 1

	TOTAL	VOTE %	
FOR THE TAX LEVY	420	69.77%	
AGAINST THE TAX LEVY	182	30.23%	
<b>Total Votes Cast</b>	<b>602</b>	<b>100.00%</b>	
Precincts Reporting	3 of 3		

**4. Jackson -S Fire District - Renewal 2.5 mills**

Vote For 1

	TOTAL	VOTE %	
FOR THE TAX LEVY	635	79.28%	
AGAINST THE TAX LEVY	166	20.72%	
<b>Total Votes Cast</b>	<b>801</b>	<b>100.00%</b>	
Precincts Reporting	3 of 3		

**5. Jefferson Township Fire District - Additional 5.5 mills**

Vote For 1

	TOTAL	VOTE %	
FOR THE TAX LEVY	543	55.92%	
AGAINST THE TAX LEVY	428	44.08%	
<b>Total Votes Cast</b>	<b>971</b>	<b>100.00%</b>	
Precincts Reporting	6 of 6		

**6. Perry Township Electricity Aggregation**

Vote For 1

	TOTAL	VOTE %	
YES	515	41.53%	
NO	725	58.47%	
<b>Total Votes Cast</b>	<b>1,240</b>	<b>100.00%</b>	
Precincts Reporting	5 of 5		

**7. Perry Township Natural Gas Aggregation**

Vote For 1

	TOTAL	VOTE %	
YES	495	40.71%	
NO	721	59.29%	
<b>Total Votes Cast</b>	<b>1,216</b>	<b>100.00%</b>	
Precincts Reporting	5 of 5		

**8. Centerville CSD - Additional 6.9 mills**

Vote For 1

	TOTAL	VOTE %	
FOR THE TAX LEVY	7,887	50.95%	
AGAINST THE TAX LEVY	7,593	49.05%	
<b>Total Votes Cast</b>	<b>15,480</b>	<b>100.00%</b>	
Precincts Reporting	41 of 41		

**9. Miamisburg CSD - Substitute 8.3 mills 5 years**

Vote For 1

	TOTAL	VOTE %	
FOR THE TAX LEVY	3,627	64.31%	
AGAINST THE TAX LEVY	2,013	35.69%	
<b>Total Votes Cast</b>	<b>5,640</b>	<b>100.00%</b>	
Precincts Reporting	30 of 30		

**10. Northmont CSD - Renewal 9 mills**

Vote For 1

	TOTAL	VOTE %	
FOR THE TAX LEVY	4,260	68.19%	
AGAINST THE TAX LEVY	1,987	31.81%	
<b>Total Votes Cast</b>	<b>6,247</b>	<b>100.00%</b>	
Precincts Reporting	29 of 29		

**11. West Carrollton CSD - Bond Issue 5.6 mills**

Vote For 1

	TOTAL	VOTE %	
FOR THE BOND ISSUE	2,507	62.94%	
AGAINST THE BOND ISSUE	1,476	37.06%	
<b>Total Votes Cast</b>	<b>3,983</b>	<b>100.00%</b>	
Precincts Reporting	19 of 19		

**12. Brookville LSD - Renewal 0.8 mill 5 years**

Vote For 1

	TOTAL	VOTE %	
FOR THE TAX LEVY	1,455	70.29%	
AGAINST THE TAX LEVY	615	29.71%	
<b>Total Votes Cast</b>	<b>2,070</b>	<b>100.00%</b>	
Precincts Reporting	10 of 10		

**13. Brookville LSD - Renewal 0.24 mill 5 years**

Vote For 1

	TOTAL	VOTE %	
FOR THE TAX LEVY	1,407	68.17%	
AGAINST THE TAX LEVY	657	31.83%	
<b>Total Votes Cast</b>	<b>2,064</b>	<b>100.00%</b>	
Precincts Reporting	10 of 10		

**14. New Lebanon LSD - Renewal 0.75%**

Vote For 1

	TOTAL	VOTE %	
FOR THE INCOME TAX LEVY	730	61.19%	
AGAINST THE INCOME TAX LEVY	463	38.81%	
<b>Total Votes Cast</b>	<b>1,193</b>	<b>100.00%</b>	
Precincts Reporting	9 of 9		

**15. City of Dayton - Charter Amendment Section 6(1)(C)**

Vote For 1

	TOTAL	VOTE %	
YES	10,444	85.71%	
NO	1,741	14.29%	
<b>Total Votes Cast</b>	<b>12,185</b>	<b>100.00%</b>	
Precincts Reporting	95 of 95		

**16. City of Englewood Fire District - Renewal 2 mills**

Vote For 1

	TOTAL	VOTE %	
FOR THE TAX LEVY	1,889	74.66%	
AGAINST THE TAX LEVY	641	25.34%	
<b>Total Votes Cast</b>	<b>2,530</b>	<b>100.00%</b>	
Precincts Reporting	10 of 10		

**17. Local Option - ENG-B Q2 Aldi, Inc.**

Vote For 1

	TOTAL	VOTE %	
YES	186	62.21%	
NO	113	37.79%	
<b>Total Votes Cast</b>	<b>299</b>	<b>100.00%</b>	
Precincts Reporting	1 of 1		

**18. Local Option - HUB 1-D Q2 Casey's Marketing Co.**

Vote For 1

	TOTAL	VOTE %	
YES	165	74.66%	
NO	56	25.34%	
<b>Total Votes Cast</b>	<b>221</b>	<b>100.00%</b>	
Precincts Reporting	1 of 1		

**19. Local Option - HUB 6-A Q2 McMorhead Enterprises, L.L.C.**

Vote For 1

	TOTAL	VOTE %	
YES	150	69.77%	
NO	65	30.23%	
<b>Total Votes Cast</b>	<b>215</b>	<b>100.00%</b>	
Precincts Reporting	1 of 1		

**20 Local Option - MBG 1-C Q2 True North Energy, L.L.C.**

Vote For 1

	TOTAL	VOTE %	
YES	182	74.59%	
NO	62	25.41%	
<b>Total Votes Cast</b>	<b>244</b>	<b>100.00%</b>	
Precincts Reporting	1 of 1		

**21. City of Riverside - Road Additional 8 mills**

Vote For 1

	TOTAL	VOTE %	
FOR THE TAX LEVY	1,403	42.45%	
AGAINST THE TAX LEVY	1,902	57.55%	
<b>Total Votes Cast</b>	<b>3,305</b>	<b>100.00%</b>	
Precincts Reporting	14 of 14		

**22. City of Riverside - Charter Amendment Section 4.05**

Vote For 1

	TOTAL	VOTE %	
YES	2,308	71.74%	
NO	909	28.26%	
<b>Total Votes Cast</b>	<b>3,217</b>	<b>100.00%</b>	
Precincts Reporting	14 of 14		

**23. City of Riverside - Charter Amendment Section 5.03**

Vote For 1

	TOTAL	VOTE %	
YES	2,068	67.10%	
NO	1,014	32.90%	
<b>Total Votes Cast</b>	<b>3,082</b>	<b>100.00%</b>	
Precincts Reporting	14 of 14		

**24. City of Riverside - Charter Amendment Section 4.04**

Vote For 1

	TOTAL	VOTE %	
YES	2,213	72.65%	
NO	833	27.35%	
<b>Total Votes Cast</b>	<b>3,046</b>	<b>100.00%</b>	
Precincts Reporting	14 of 14		

**25. City of Riverside - Charter Amendment Section 10.02**

Vote For 1

	TOTAL	VOTE %	
YES	2,203	70.97%	
NO	901	29.03%	
<b>Total Votes Cast</b>	<b>3,104</b>	<b>100.00%</b>	
Precincts Reporting	14 of 14		

**26. City of Riverside - Charter Amendment Section 13.12**

Vote For 1

	TOTAL	VOTE %	
YES	2,503	79.64%	
NO	640	20.36%	
<b>Total Votes Cast</b>	<b>3,143</b>	<b>100.00%</b>	
Precincts Reporting	14 of 14		

**27. City of Union - Additional Income tax 0.5%**

Vote For 1

	TOTAL	VOTE %	
FOR THE INCOME TAX	612	52.00%	
AGAINST THE INCOME TAX	565	48.00%	
<b>Total Votes Cast</b>	<b>1,177</b>	<b>100.00%</b>	
Precincts Reporting	4 of 4		

**28. Local Option - VD-J Q2 Amvets Post 0099**

Vote For 1

	TOTAL	VOTE %	
YES	296	83.38%	
NO	59	16.62%	
<b>Total Votes Cast</b>	<b>355</b>	<b>100.00%</b>	
Precincts Reporting	1 of 1		

**29. Local Option - PNLB Q2 Casey's Marketing Co.**

Vote For 1

	TOTAL	VOTE %	
YES	104	67.53%	
NO	50	32.47%	
<b>Total Votes Cast</b>	<b>154</b>	<b>100.00%</b>	
Precincts Reporting	1 of 1		

**30. Village of New Lebanon Road District - Renewal 5 mills, 5 years**




Vote For 1

	TOTAL	VOTE %	
FOR THE TAX LEVY	376	66.43%	
AGAINST THE TAX LEVY	190	33.57%	
<b>Total Votes Cast</b>	<b>566</b>	<b>100.00%</b>	
Precincts Reporting	3 of 3		






**31. Village of Verona - Current Operating Expenses Renewal 2 mills, 4 years**

Vote For 1

	TOTAL	VOTE %	
FOR THE TAX LEVY	9	75.00%	
AGAINST THE TAX LEVY	3	25.00%	
<b>Total Votes Cast</b>	<b>12</b>	<b>100.00%</b>	
Precincts Reporting	1 of 1		

**32. Village of Verona - Current Operating Expenses Renewal 1.9 mills, 4 years**

Vote For 1

	TOTAL	VOTE %	
FOR THE TAX LEVY	9	81.82%	
AGAINST THE TAX LEVY	2	18.18%	
<b>Total Votes Cast</b>	<b>11</b>	<b>100.00%</b>	
Precincts Reporting	1 of 1		